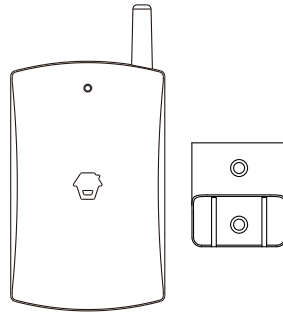




Wireless Water Detector

WI-210

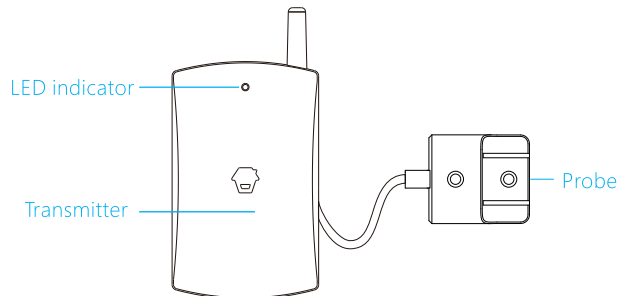
User Manual



Introduction

This is a contact wireless water detector, which works based on the theory of liquid conductivity. The performance is reliable and the installation is easy. When the liquid reaches the two probes of the detector, it will send wireless signal to the control panel. It can be widely used in computer rooms, warehouses and any places need to be protected from water. Two pieces of AAA 1.5V LR03 batteries are included in the detector, which enables 12 months standby.

Product Overview

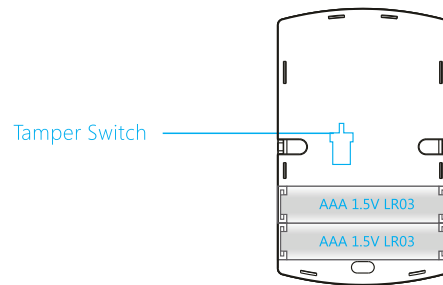


LED Indication

Flash once: Liquid is detected, sending wireless signal to the control panel.

Flash once every three seconds: Low battery, please replace the battery immediately.

PCB Layout



Connect to the Control Panel

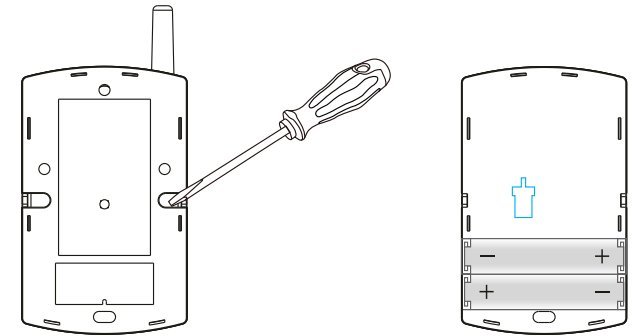
Make sure the control panel is under learning status, then simulate an alarm case by touching the probe of detector with the water. When signal is received and one beep is heard, they are connected successfully.

Installation

1. Remove the insulated strip, the detector will enter working mode.
2. Use screw to fix the probe horizontally on the detection site.
3. Use double-sided adhesive tape to fix the transmitter on the place where the liquid is unable to reach, and keep the antenna upward.

Change Batteries

Take off the back case with screwdriver, replace the batteries with new ones according to the positive and negative marks.



Specifications

Power Supply: DC 3V (AAA 1.5V LR03 x 2 PCS)

Static current: < 29 μ A

Alarm current: < 22.2 mA

Transmitting distance: < 80 m (in open area)

Radio Frequency: 315 MHz/433.92MHz (\pm 75KHz)

Housing material: ABS plastic

Operation condition:

Temperature: 0°C~+55°C

Relative humidity: < 80% (non-condensing)

Detector dimensions (L x W x H): 54 X 14.5 X 107 mm

Probe dimensions (L x W x H): 35 X 30 X 15 mm

CHUANGO®

产品型号	WI-210	部件名称	说明书
设计	林寿	材料	80克书写纸
印刷尺寸	285X210mm	成品尺寸	95X70mm
工艺	折页	版本	Ver: WI-210-UM-EN-V1.0

注:
双色、单面印刷